



Tuesday 19 September 2023

Reading at Carterhatch



Claire Newton and Amy Fry
Deputy Headteachers

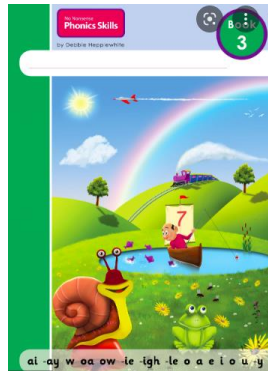


Assessing our pupils

- 1) the ability to decode and recognise printed words, 'What ARE the words?'
- 2) the ability to comprehend the spoken language, 'What do the words MEAN?'.

Decoding - Phonics First No Nonsense Phonics

‘Systematic Synthetic Phonics’ programmes are all based on teaching the letter/s-sound correspondences (letter/s-sound links) of the English alphabetic code. They teach ‘all-through-the-word’ phonics skills of ‘sounding out and blending’ for reading (decoding) and ‘oral segmenting’ (splitting up the spoken word followed by allotting letters or letter groups) for spelling (encoding).



Book	Featured Graphemes
1	s a t i p n c k ck e h r th
2	m d g o u l ll f ff ss b j y
2+	v w x z zz qu ch sh ng nk
3	ai -ay w oa ow -ie -igh -le o a e i o u -y
4	ee or z zz wh ea -ea -s -se -ze aw
5	ng nk v ve oo oo y ey x ch sh th ph
6	qu ou ow oi oy ue ue er ar ce ge se
7	c g -oe l e e-e o-e a-e u-e: air -are -ear -ere
8	eer ear -ere -ler lr ur ear wor -our
9	ai -ie: ew: ch: ou: a: ch -ch -ture -ti -ci -ent -si -s: -ges -le -il -al -el f -ff ph -gh j -je gl -dge kn gn wr -mb -st- -or ore -our: oar -oor: ough aw au a -al augh war quar

No Nonsense Phonics Skills

The programme is based on the *Five Pillars of Literacy* model informed by research:

Phonemic awareness

Develop awareness of the smallest sounds in speech (PA)

Phonics knowledge

Teach the alphabetic code and phonics skills explicitly and systematically (includes PA)

Vocabulary

Teach new words explicitly to enrich vocabulary

Reading fluency

Provide ample repetition and repeat reading

Comprehension

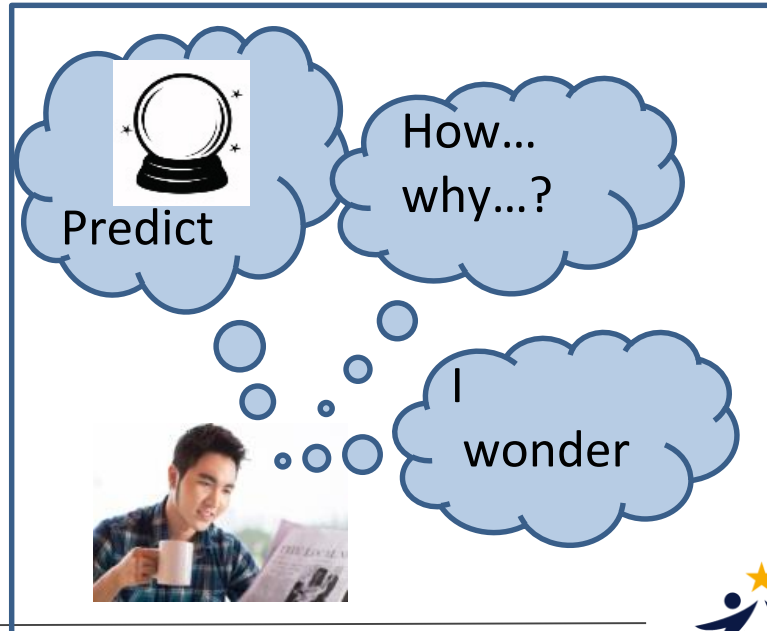
Oral comprehension (spoken language) and reading comprehension of how to interpret literature

Reading is an action sport!



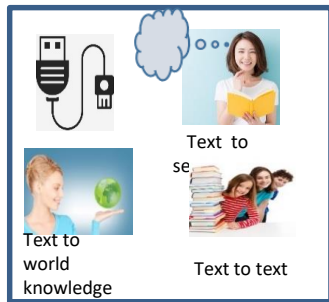
- Reading is an action sport. The action takes place in our minds.
- When we read it's not enough to read the words correctly (decode). As we read the words, the meaning *does not automatically jump into our heads!*
- We have to read the words and build meaning, a bit like constructing a model.

As we read, we ask questions, make predictions and watch out if we are right or whether we have to change our views....

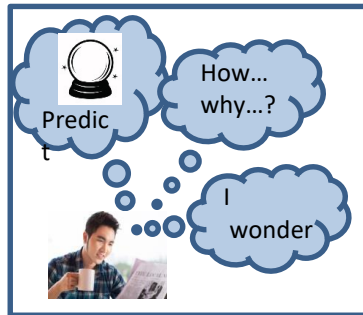


Strategies to help us understand and enjoy reading.

As we read we




Use our background knowledge and connect to text



Predict, ask questions, and read on to find out...



Visualise



Think like a detective-use inference




Notice meaning breakdown...



...and repair it



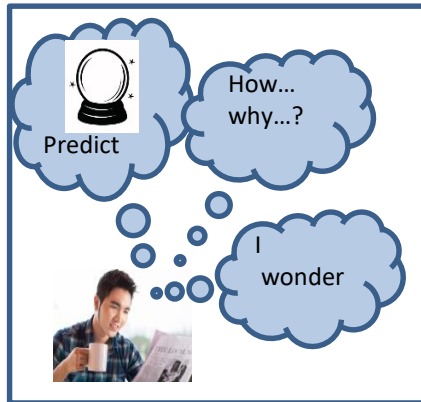
Watch out for VIP words/phrases/ideas..



...and put together to build GIST

Predictions from the title

Often as we read, thoughts pop into our mind. A plot starts and we might predict what is going to happen next. A character does something and we ask ourselves a question. Maybe our question is answered later on. Even a title in a newspaper may make us ask questions or go... “I wonder...”.



‘A Nasty surprise’

All Change, by Abby Davidson

"Goodbye life," thought Abby as she looked down from her bedroom window. Opposite, at the bus stop, everyone was there. All the usual crowd, messing about. An inner voice screamed, "This isn't right! You should be with them, waiting for the bus." Abby felt a sharp pang as she saw Becky, her best friend, laughing and joking with Chloe.

Inside her room, Freddie looked down at Abby sympathetically, paws on top of a pile of suitcases and boxes. "Goodbye life." Abby felt like kneeling down in front of her Mum and pleading, "Let's not do this because my life will be over."

Focus :

- visualise
- make predictions/ask questions
- check meaning

Bird Boy

by Kate aged 14 based on *I never Knew your Name* by Sherry Garland

People said what a shame it had happened. He had always been alone. They called him the bird boy. He hid from people and shivered at the thought of being near crowds of people.

Always alone on the top of roofs of flats - that was his habitat, night and day.

Up there he was happy, the air and the altitude all around him nearly touching the clouds. Humans below him were the size of full stops.

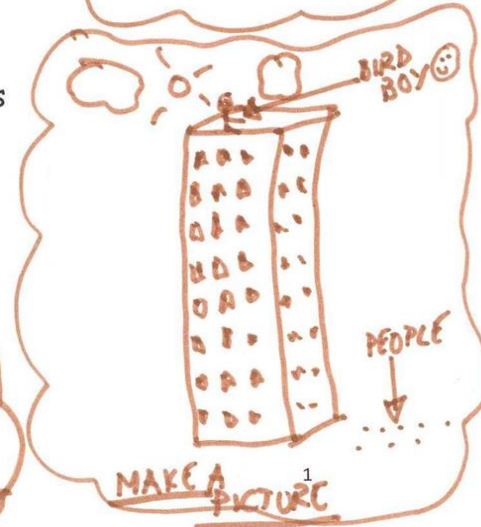
Then another day dawned. The flashing lights of the ambulance. The passer by too shocked to speak. The grim faces of the ambulance crew. People said what a shame it had happened.

PREDICT
Story will end unhappily

CHECK MEANING

At first I thought it was cold but I re-read and it was crowds that made Bird Boy shiver

PREDICT
The bad thing will happen today




Retell a story!

2. The story takes place

3. The story starts

4. The problem is ...

1 The characters in this story are



1. Characters 2. Setting 3. It starts... 4. The problem is 5. It is solved because...and the story ends

Good readers spot meaning breakdown and try to fix it



Here's 5 things to try...

1. Go back 2 or 3 sentences and re-read and collect clues from the words around. Try to connect the hard part to the bit that came before. Use background knowledge and think like a detective.



2. Make pictures in your mind and re-read the hard bit. Your *mind pictures* may make things clear.



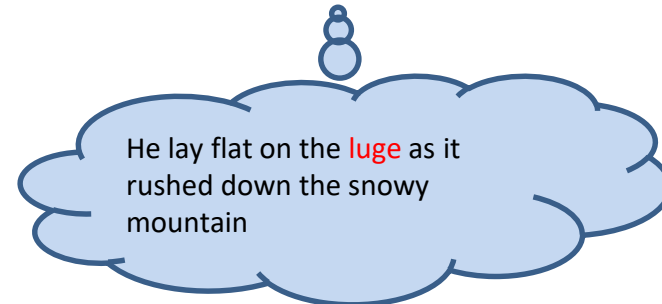
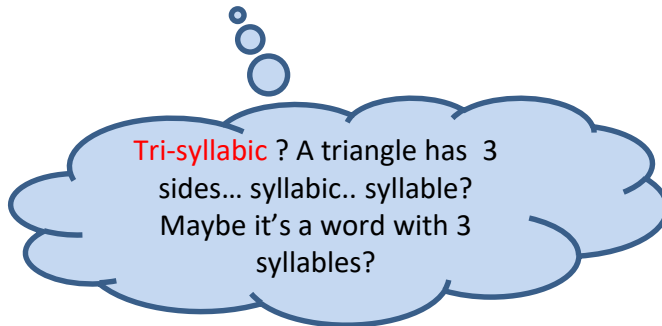
3. Look at the key words in the sentence to help you understand. The key words will be packed with meaning.



4. Read back a bit and read on a bit. Look at key words, make pictures and think like a detective



4. If it's a single unfamiliar word, ask yourself ...*what do I know about it?*
Is it like a word I know? *Is it a noun, verb or adjective?*



<p style="text-align: center;">Phonics</p> <p>Break down the word into their sounds and then build it up again slowly. Split the word up into parts that I can sound out.</p> <p style="text-align: center;">lgh ur ow a-e</p>	<p style="text-align: center;">Background knowledge</p> <p>Is there an experience in your own life or something you have read in another book that could help you?</p> <p style="text-align: center;">Perimeter – maths – distance around the shape</p>	<p style="text-align: center;">Read around</p> <p>Identify a word or phrase that can help you. Read before and after the word or phrase you are trying to understand. Are there any clues there to help you?</p> <p style="text-align: center;">When Victoria came to the throne very few children went to school. Most children went out to work instead. Rich children were educated at home by governesses and tutors, and later sent away to boarding school.</p>
<p style="text-align: center;">Root word</p> <p>Is there a word similar to the tricky one that you do know the meaning of?</p> <p style="text-align: center;">Unacceptable</p>	<p style="text-align: center;">Word substitution</p> <p>Read the sentence and try to replace the tricky word with one you are sure would make sense.</p> <p style="text-align: center;">Accomplish = achieve</p>	<p style="text-align: center;">Grammar</p> <p>Are there any clues from the punctuation or grammar in the sentence that could help you?</p> <p style="text-align: center;">Jim's pen</p>
<p style="text-align: center;">Recognising words</p> <p>Do you know this word just by looking at it? Think of another word that it looks like. Split the word up into syllables.</p> <p style="text-align: center;">Ad min is tra tion</p>		




Reading at home

- Phonics readers
- Bug club



Phonic readers



Bug Club



What is Bug Club?



- Bug Club is a school reading program.
- It joins e-books with printed books to teach children how to read.
- Bug Club's online reading world aims to help children improve their reading skills at school and home with exciting e-books and rewards.
- It has been designed to motivate children so that they get the most out of reading each book and want to read more.

Why have we chosen Bug club?

- Bug Club is so much more than just a reading programme.
- **It captures children's imagination and nurtures lifelong readers, and it's proven to work.**
- It's a whole-school programme for all reading levels and ages.
- Bug Club is a **finely levelled, phonically based online reading scheme with interactive activities.**
- Each child has a personalised homepage where they'll find the e-Books they've been allocated by their teacher and motivating rewards. This ensures that each child can find a book at exactly the right level for them.

What age is Bug Club for?



- Bug Club Comprehension follows a structured teaching approach for ages **7 to 11**.
- This includes printed books, eBooks with audio and an online toolkit to help every child master deeper comprehension strategies.
- There are over 500 finely levelled books for teachers to choose from and assess their progress instantly.
- The levels range from 1-26 with a range of fiction, non-fiction books.

20 K	 Fantasy	 Fantasy	 Narrative	 Humorous	 Narrative	 Report	 Report	 Report	 Report	 Humorous	 Adventure	 Fantasy	 Familiar Settings	 Historical Fiction	 Report (Science Fiction)	 Report	 Report & Question and Answer	 Report	 Explanation			
21 L	 Humorous	 Humorous	 Fantasy	 Fantasy	 Familiar Settings	 Question & Answer Text	 Report	 Review	 Report	 Report	 Humorous	 Humorous	 Science Fiction	 Fantasy	 Traditional Tale	 Fantasy Adventure	 Explanation & Procedural	 Procedural & Explanation	 Report	 Report	 Report	 Explanation
	22 M	 Humorous	 Humorous	 Fantasy	 Fantasy	 Familiar Settings	 Report	 Procedural	 Explanation	 Procedural	 Report	 Humorous	 Humorous	 Science Fiction	 Fairytale	 Traditional Tale	 Fantasy Adventure	 Report	 Report & Explanation	 Reference	 Biography	 Report
23 N		 Humorous	 Humorous	 Fantasy	 Fantasy	 Familiar Settings	 Report & Procedural	 Procedural	 Explanation	 Description	 Report	 Humorous	 Humorous	 Science Fiction	 Fantasy	 Fairy	 Humorous	 Report	 Report	 Report	 Explanation	 Explanation
	24 O	 Humorous	 Science Fiction	 Humorous	 Folklore Narrative	 Narrative	 Fantasy Adventure	 Report	 Procedural/Explanation	 Discussion	 Explanation	 Humorous	 Science Fiction	 Fairytale	 Play	 Humorous	 Report	 Explanation	 Report	 Explanation & Report	 Explanation	 Procedure
25 P		 Humorous	 Science Fiction	 Humorous	 Rhyme	 Narrative	 Fantasy Adventure	 Report	 Report	 Question & Answer Text	 Review	 Realistic	 Fantasy	 Humorous	 Adventure	 Adventure	 Adventure	 Report	 Report	 Explanation	 Report (Historical)	 Explanation
	26 Q	 Humorous	 Science Fiction	 Humorous	 Fantasy	 Narrative	 Fantasy Adventure	 Compare & Contrast	 Report	 Discussion	 Review	 Realistic	 Fantasy	 Humorous	 Mystery	 Adventure	 Adventure	 Explanation	 Explanation	 Biography	 Report/Procedures	 Explanation
27 R		 Fantasy	 Mystery	 Humorous	 Narrative	 Traditional Tale (Subtext)	 Science Fiction	 Report	 Report	 Information	 Explanation	 Folklore	 Realism - Dialogue	 Realism - Familiar setting	 Fantasy (Historical)	 Realism - Dialogue	 Realism - Familiar setting	 Report/Procedures	 Report/Review	 Explanation/Report	 Procedure/Report	
	28 S	 Fantasy	 Mystery	 Humorous	 Fairy tale	 Traditional Tale (Subtext)	 Science Fiction	 Report	 Report	 Report	 Explanation & Procedural	 Realism (epic setting)	 Science Fiction	 Action adventure	 Spooky/Thriller	 Science Fiction	 Action adventure	 Report/Procedures	 Report/Review	 Report/Lit/Adventure	 Procedure/Information	
29 T		 Fantasy	 Mystery	 Humorous	 Fairy tale	 Traditional Tale (Subtext)	 Science Fiction	 Explanation & Procedural	 Review	 Explanation/Procedures	 Discussion	 Historical Fiction	 Mystery	 Fantasy adventure	 Science Fiction	 Mystery	 Fantasy adventure	 Report/Procedures	 Possible Report/Review	 Explanation/Report	 Procedure/Report	

What will my child be expected to do at home?

- Bug club is an engaging online world that captures children's love for reading and imagination in supporting them to become a lifelong reader.
- Bug club provides a wide range of texts that your child can read on a tablet or laptop.
- The teacher will select books for your child to read and your children will also be asked to answer questions about the text.
- The children can access this independently at home. You will be able to support your child in this.

Parent's Guide to using Bug Club

Go on to Google and search for 'bug club'.

The screenshot shows a Google search interface. The search bar contains the text "bug club". Below the search bar are tabs for "All", "Books", "Videos", "Shopping", "Images", "More", "Settings", and "Tools". The search results show "About 224,000,000 results (0.31 seconds)". A privacy reminder banner from Google is displayed, with buttons for "REMINDE ME LATER" and "REVIEW". The first search result is "ActiveLearn: Login" with the URL "https://www.activelearnprimary.co.uk/". Below this is a description: "A digital learning space for your pupils and a toolkit for you, so that you can search, plan, allocate and assess all in one place." There are two sub-sections: "Login" and "Abacus Maths", both with descriptions: "A digital learning space for your pupils and a toolkit for you, so ...". Below these is a link for "More results from activelearnprimary.co.uk". The second search result is "Bug Club - capture your children's imagination and nurture lifelong ..." with the URL "https://www.pearsonschoolsandcolleges.co.uk/.../BugClub/bug-club-overview.aspx". Below this is a description: "Bug Club is the solution for your reading needs, whatever they might be. With flexible packages for Independent Reading, Guided Reading, and ongoing ...".

Google

bug club

All Books Videos Shopping Images More Settings Tools

About 224,000,000 results (0.31 seconds)

A privacy reminder from Google

REMINDE ME LATER REVIEW

ActiveLearn: Login

<https://www.activelearnprimary.co.uk/>

A digital learning space for your pupils and a toolkit for you, so that you can search, plan, allocate and assess all in one place.

Login

A digital learning space for your pupils and a toolkit for you, so ...

Abacus Maths

A digital learning space for your pupils and a toolkit for you, so ...

More results from [activelearnprimary.co.uk](https://www.activelearnprimary.co.uk/)

Bug Club - capture your children's imagination and nurture lifelong ...

<https://www.pearsonschoolsandcolleges.co.uk/.../BugClub/bug-club-overview.aspx>

Bug Club is the solution for your reading needs, whatever they might be. With flexible packages for Independent Reading, Guided Reading, and ongoing ...

Click on Active Learn: Login.

This will take you to the Bug Club log in page. Enter in your child's details.



This is for your child's username.

This is for your child's password.

The school code is **grxh**

Navigating the website



- This is the 'My Home' page.
- My Stuff- This shows your child what books they have been allocated to read.
- My Library- This shows the books your child has read. Your child can choose to read those books again if they wish.
- My Rewards- This shows your child what points they have earned from reading. Every time they read they earn golden coins. They can spend the coins in the rewards area where there are various games and a sticker book.

This will take you to your child's homepage. They can change the home screen by going to my home. They can choose bug world, race, skate or future world. To read a book and earn some points go to the 'My Stuff' tab.



You can now choose a book by clicking on it.

The screenshot shows a user interface for a library application. At the top, there is a navigation bar with buttons for 'My Home', 'My Stuff' (highlighted with a red '21' badge), 'My Library', 'My Rewards', and 'Log Out'. A 'Close' button is also visible. Below the navigation bar, the main content area is titled 'My Stuff' and displays '21 items'. A 'Bug Club' icon with a '21' badge is also present. The main content area features a grid of five book cards, each with a 'New' badge and a circular badge indicating the number of items available:

- All About Mummies**: 21 items
- Pete's Peculiar Pet Shop: The Wrong Jumper**: 24 items
- Sharma Family: Stop That Dog!**: 21 items
- Thunderbirds Are Go: Fireflash**: 24 items
- Time to Time Travel**: 21 items

A right-pointing arrow is located to the right of the book cards.



Click 'Read to me' if you want the book to be read to your child. If not click next to turn the page.

How to navigate an e-book – Levels 1-26

The *Bug Club* e-books offer the pupil an expressive audio narration of the text as well as the ability to zoom in on the text and pictures. The e-books also contains fun quizzes to help motivate pupils as they read and provide you with information on their reading skills.

- a** The *Bug Club* hotspot shows when a page has a quiz question. Click the *Bug Club* hotspot to launch the quiz question. When the pupil has completed a quiz question, the *Bug Club* hotspot will change to a sleepy head.



- b** Click the magnifying glass icon to zoom in on the current page, e.g. to focus on the text or pictures. You can then pan around the page. Click again to zoom out.

- c** Click the **Back** arrow to go to the previous page.

- d** Click **Read to me** to hear the audio for the current page of the e-book.

- e** Click the **Next** arrow to go to the next page.

- f** Click to close the e-book. You will get a choice to keep reading and return to the e-book or to continue to close the e-book.



"Oh dear," said Zip.

"We must go," said Zap.

14

15

As you go through the books you will come across some bugs. If you find a bug, click on it to reveal a question. Children will then need to answer the question. When your child has read a book, their teacher can see how they have answered the questions and can respond.

Click on the bugs to reveal a question.



If you click on 'My library' you will find the books that your child has already read and they can read them again.

In 'My rewards' children can play games and choose how to spend their rewards.



My Rewards


This is the area where your child can spend the golden coins that they earn through reading and answering the comprehension questions.




How to answer quizzes



The quizzes are a great way to engage pupils and to motivate their reading through the collection of Bug Points. As every quiz question is linked to an Assessment Focus, the results from the quizzes also feed into your reporting screens, providing real-time information on pupils' progress.

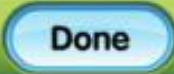

1. Click on a *Bug Club* hotspot within the e-book to launch a quiz question.

a  Why is Cat shocked?
Click on the arrows to choose a word.



Cat can see Rat's .

b  

c  


a Click to play this audio. This audio will play automatically for F-level quizzes.

b Click **Done** when the quiz question has been attempted. A feedback screen will appear.

c Click the icon to go back to the e-book page you were on. At Level 27-30, there are a number of predictive quiz questions. For these, this button is inactive until the pupil submits their answer..

The pupil has three attempts to answer each quiz question correctly.

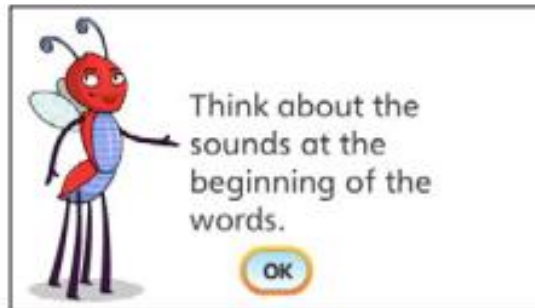
2. If the pupil answers the quiz question correctly, they will see a positive feedback screen. Please note that the bug character and feedback message will vary according to the year group.



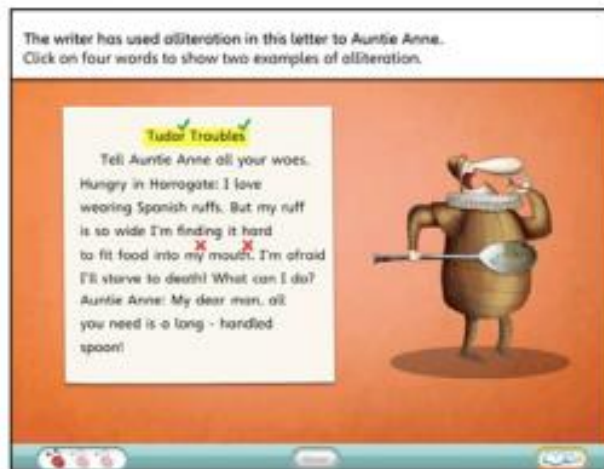
3. Click **OK** to return to the quiz screen. A green tick will appear next to the child's answer or answers to show that they have got the quiz question correct. The **Done** button will be greyed out to show that the quiz question is complete. The Back to the e-book button will flash to show them what to do next.



4. If the pupil answers the quiz question incorrectly on the first or second attempt, they will see a feedback screen encouraging them to try again. For Level 27-30 quizzes, this feedback is specifically related to the question the pupil is working on.



5. Click **OK** to return to the quiz screen. A red cross will appear next to any part of the pupil's answer that was incorrect, and a green tick will appear next to any part that was correct. The **Done** button will be greyed out but will light up again once the pupil has selected another answer.





Why is Cat shocked?
Click on the arrows to choose a word.



Cat can see Rat's

Done



Why did Sarah Jane zap Erasmus's machine?
Choose the words to complete the sentence.



Her sonic lipstick will
the machine so Erasmus can
the house. Then all the strange
things will happening.

Done



What is Rat looking at?
Click on the lever.



Rat was looking at a ...



Done



Multiple choice (All years)

Click the lozenges to select your answer.



Why do Zip and Zap think the Snow Sam is Sam?
Click two things that are the same.



Sam

- hot
- ears
- scarf
- boots



Snow Sam

Done



Why did each person want the dragon?
Drag the pictures to the sentences.



To make her
friends jealous.



To do magic tricks.

To use bits of dragon
in spells.

Done



If you had to live in an extreme environment for a few months, which would you choose?
Click on a picture and write why.



Done



How to view e-books that have been read – Years 3-6

Look again allows the pupil to view up to the last ten e-books that they have completed, which means they can revisit favourite e-books and have another go at the quizzes. This area also helps further motivate pupils by showing a running total of the number of e-books that they have completed.

a This shows the last ten e-books that the child has completed. Only five e-books will show on the screen at a time, but the arrow buttons can be used to scroll through the e-books. The pupil can reread the e-book by clicking on the book cover. The *Bug Club* hotspots will be 're-opened' to allow the pupil to have another go at the quizzes, although no more Bug Points will be generated for a re-play, and these scores are not fed through for your reporting.

b The totaliser shows how many e-books the pupil has completed since starting *Bug Club*.

c Click the envelope button to view the comprehension questions, the answer given and feedback from the teacher.

The screenshot displays the 'Look again' section of the Bug Club app. At the top, it says 'Hello Bruce' and 'Logout'. The main area is titled 'Look again' and features a horizontal scroll of five e-book covers: 'Paradise Island', 'Lost in Egypt', 'Fully Sick', 'Fully Gorgeous', and 'Could Be Better'. A green arrow button on the right allows scrolling. Below the books is a 'Books read' totaliser showing the number '10'. An envelope icon labeled 'c' is positioned below the 'Fully Gorgeous' book. A red 'X' button is in the bottom right corner.

Carterhatch Reading ethos

- As a school although we are launching Bug Club which are e-books we are still encouraging our children to use the library weekly.
- Each class has the opportunity to visit our school library weekly to choose a book for themselves whether this be fiction or non-fiction.
- We encourage our children to read daily to develop their love of reading, as well as their spelling and vocabulary.